

Exporting References from Library Search to RefWorks - Sept 2013

Background

The new version of Library Search is currently having some problems around exporting search results into RefWorks and so a temporary workaround has been put in place.



The workaround is to download a file which can then be manually imported from the RefWorks site. You'll need to follow the instructions below for it to work correctly.

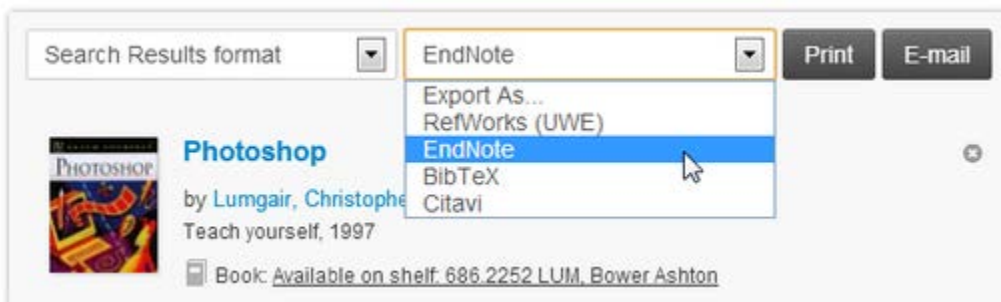
Very brief instructions

- Export from Library Search in '**Endnote**' format
- Import into RefWorks with Import Filter '**RIS Format**' and Database '**RIS Format UTF-8**'

Full instructions

From the Library Search results page...

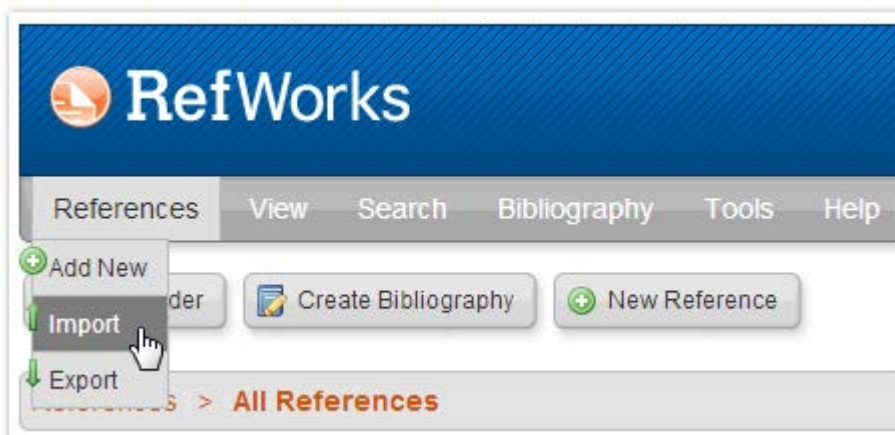
- After adding items to the temporary folder with the '+folder' icon 
- Click the temporary folder icon to open it 
- Select '**Endnote**' in the 'Export As...' list which will download the references as an Endnote file



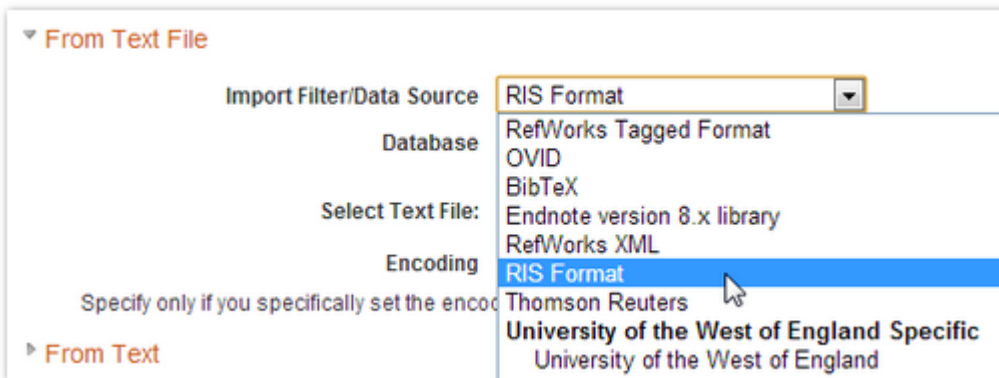
- Make a note of where the file is downloaded to

From within RefWorks...

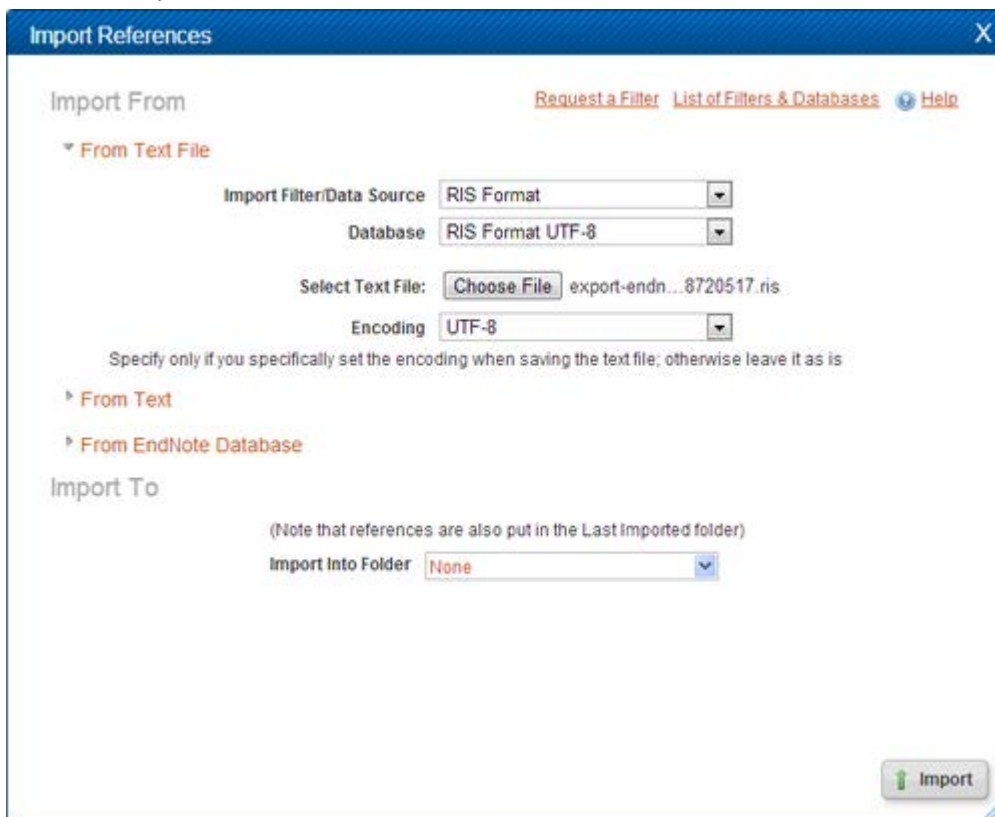
- After logging in to [RefWorks](#)
- Follow the 'References > Import' link from the menu



- In the 'From Text File' section, change the 'Import Filter/Data Source' to 'RIS Format'



- And the 'Database' to 'RIS Format UTF-8'
- Click the 'Choose File' button and browse to your downloaded file (should look something like 'export-endnote-1378720517' or 'export-endnote-1378720517.ris')
- Then the 'Import' button



N.B. You can check the references by looking in the 'Last Imported' folder in RefWorks.