

# Connect to eduroam Wi-Fi

## Windows 10 devices

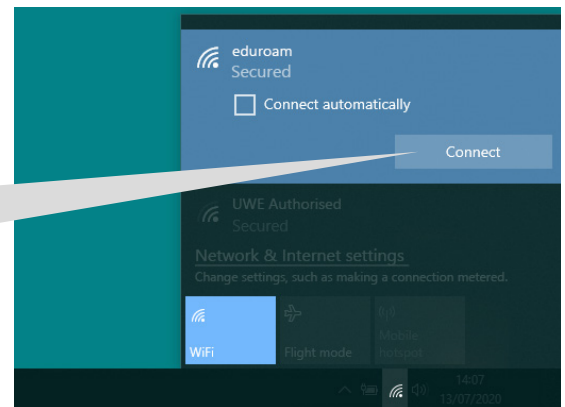
### 1.

#### Choose eduroam

Select **Wi-Fi** from the taskbar.  
 Select **eduroam**.  
 Select **Connect**.



You may get a message asking you to 'Continue connecting?' - If so, select **Connect** to continue.



### 2.

#### IMPORTANT!

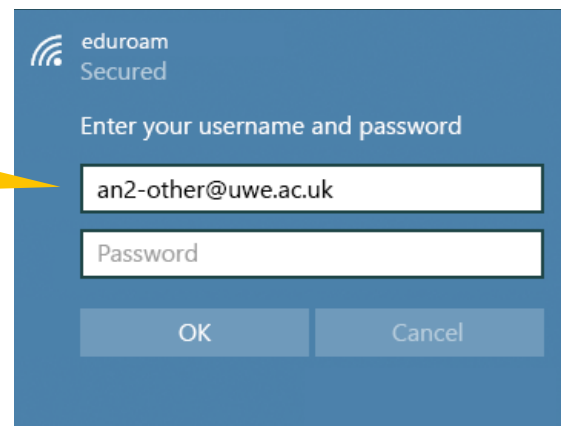
Enter your identity in the following format:

**an2-other@uwe.ac.uk**

Your UWE  
username

@uwe.ac.uk

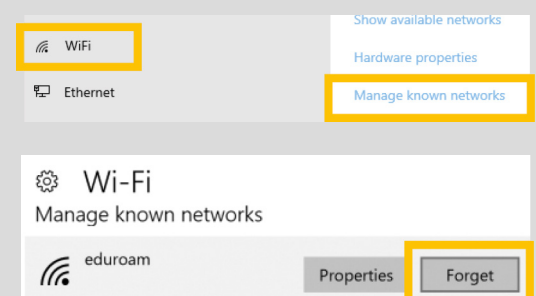
Enter your **UWE password**, and select **OK**.



### To change information you have entered, or remove an old eduroam profile:

Select **Wi-Fi** from the taskbar.  
 Select **Network and Internet settings**.

From the Wi-Fi settings:  
 Select **Manage known networks**.  
 Find **eduroam** in the list and select **Forget**, then start again from **Step 1**.



## Which network do I need?



### Students

#### **eduroam** - on campus

Student access to the internet on campus and at any other eduroam participating universities and organisations.

#### **Glide** - in halls of residence

This service is provided by Glide. Contact support on 0333 1230115  
Email: [glide@glide.co.uk](mailto:glide@glide.co.uk) Twitter: @GlideStudent

### Staff

#### **UWE Authorised** - for UWE supplied devices

Staff only access to Wi-Fi and UWE network resources (storage, staff printers) on UWE supplied devices.

#### **eduroam** - for staff personal/non-UWE devices

Used by staff for their own devices at UWE and participating organisations.

### Visitors

#### **The Cloud**

This third-party service is available in public areas. To use The Cloud, select it and open a web browser. If the login page does not appear type [go.uwe.ac.uk/cloudwifi](http://go.uwe.ac.uk/cloudwifi) in your browser address bar.

More guidance available at [www.uwe.ac.uk/its](http://www.uwe.ac.uk/its)

## Other step-by-step guides online:



#### **Managing your UWE account**

Change your password

[go.uwe.ac.uk/uweaccount](http://go.uwe.ac.uk/uweaccount)

#### **Software**

Install Office

[go.uwe.ac.uk/installoffice](http://go.uwe.ac.uk/installoffice)

#### **Virtual Learning**

Getting started with Collaborate  
Virtual meeting hints and tips

[go.uwe.ac.uk/collaborateguide](http://go.uwe.ac.uk/collaborateguide)  
[go.uwe.ac.uk/onlinemeeting](http://go.uwe.ac.uk/onlinemeeting)

#### **Printing on campus**

Printing basics  
Printing double-sided

[go.uwe.ac.uk/howtoprint](http://go.uwe.ac.uk/howtoprint)  
[go.uwe.ac.uk/doublesided](http://go.uwe.ac.uk/doublesided)



For assistance from IT Services:



Call the Service Desk on **0117 328 3612**



Email [itonline@uwe.ac.uk](mailto:itonline@uwe.ac.uk)