

# The social value of community energy

Colin Nolden, University of Sheffield

18/03/2026

Sustainable Economies Research Group (SERG) seminar, University of the West of England

## **On Exactitude in Science**

Jorge Luis Borges, *Collected Fictions*, translated by Andrew Hurley.


...In that Empire, the Art of Cartography attained such Perfection that the map of a single Province occupied the entirety of a City, and the map of the Empire, the entirety of a Province. In time, those Unconscionable Maps no longer satisfied, and the Cartographers Guilds struck a Map of the Empire whose size was that of the Empire, and which coincided point for point with it. The following Generations, who were not so fond of the Study of Cartography as their Forebears had been, saw that that vast Map was Useless, and not without some Pitilessness was it, that they delivered it up to the Inclemencies of Sun and Winters. In the Deserts of the West, still today, there are Tattered Ruins of that Map, inhabited by Animals and Beggars; in all the Land there is no other Relic of the Disciplines of Geography.

—Suarez Miranda, *Viajes de varones prudentes*, Libro IV, Cap. XLV, Lerida, 1658

# The social value of community energy

- Background
- Analytical framework – Transaction cost economics
- Case studies of social value in the procurement and delivery of energy services

# Community benefit



Notice

## Community benefits and shared ownership for low carbon energy infrastructure: working paper (accessible webpage)

Published 21 May 2025

Contents

[General information](#)

[Introduction](#)

[Part 1: Community Benefits](#)

[Part 2: Shared Ownership](#)

[Annex 1: Technology summaries](#)

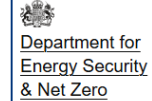
[Annex 2: Additional international examples of shared ownership](#)

[Print this page](#)

## General information

Part 1 of this working paper seeks views on the potential introduction of a mandatory community benefits scheme for low carbon energy infrastructure, including on the scope of such a scheme, and how a scheme should be administered and enforced.

Part 2 seeks views on how best to facilitate shared ownership of renewable energy generation infrastructure, including on whether a mandatory approach should be taken and consequently whether relevant powers in the Infrastructure Act 2015 should be exercised.



Closed consultation

## Scheme design for bill discounts for transmission network infrastructure: consultation document (accessible webpage)

Published 8 August 2025

Applies to England, Scotland and Wales

Contents

[Introduction](#)

[General information](#)

[The proposals](#)

1. [Eligibility](#)

2. [The eligibility zone](#)

3. [Scheme administration](#)

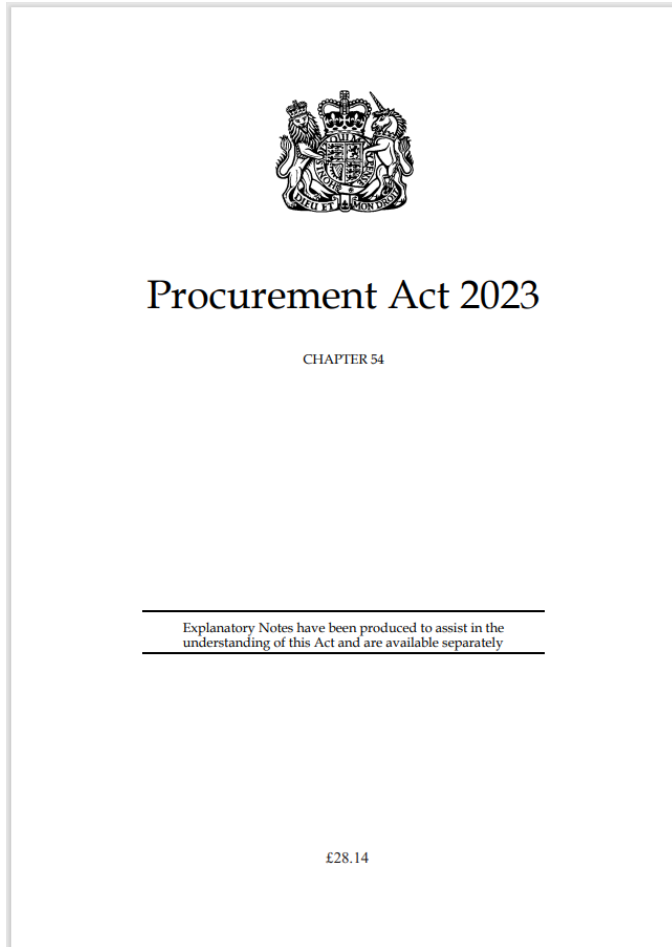
4. [Opt-in scheme](#)

## Introduction

One of the government's five missions is to make Great Britain a clean energy superpower [\[footnote1\]](#), to boost our energy independence and reduce electricity bills, and the electricity transmission network is key to achieving this.

The electricity transmission network transports electricity from where it is generated to where it is needed. As we increase low-carbon and renewable electricity generation within the UK, we will need to increase the scale of the transmission network in

# Social value



## Procurement Policy Note – Taking Account of Social Value in the Award of Central Government Contracts

Action Note PPN 06/20

September 2020

### Issue

1. This Procurement Policy Note (PPN) launches a new model to deliver social value through government's commercial activities. Central government organisations should use this model to take account of the additional social benefits that can be achieved in the delivery of its contracts, using policy outcomes aligned with this Government's priorities.

### Action

2. Social value should be explicitly evaluated in all central government procurement, where the requirements are related and proportionate to the subject-matter of the contract, rather than just 'considered' as currently required under the Public Services (Social Value) Act 2012. Unnecessary burdens should not be placed on commercial teams or suppliers.

3. In scope organisations must:


- Familiarise themselves with the social value model at Annex A, including the menu of priority policy themes and outcomes that can be applied in new procurements.
- Ensure all those involved in commercial activity in the organisation complete the e-learning on social value which can be accessed via the [Government Commercial College](#).

4. Further detailed guidance on applying the model will be published on GOV.UK. Procurements related to construction, capital investment and infrastructure projects above £10m should use the priority themes and outcomes in applying the Balanced Scorecard for Growth (PPN 09/16) and the guidance on this will be updated.

### Dissemination and Scope

5. This Procurement Policy Note (PPN) applies to procurements covered by the Public Contracts Regulations 2015, and applies to all Central Government Departments, their Executive Agencies and Non Departmental Public Bodies. Together these are referred to in this PPN as 'In-Scope Organisations'. Please circulate this PPN within your organisation, drawing it to the attention of those with a commercial and procurement role.

# Social return on investment

Decision 

---

**RIIO-ED2 Final Determinations Core Methodology Document**

Publication date:	30 November 2022
Contact:	RIIO-ED2 Team
Team:	Onshore Networks – Price Control Setting
Telephone:	020 7901 7000
Email:	<a href="mailto:RIIOED2@ofgem.gov.uk">RIIOED2@ofgem.gov.uk</a>

The next electricity distribution price control (RIIO-ED2) will cover the five-year period to 31 March 2028. In December 2021 the Distribution Network Operators (DNOs) submitted their Business Plans to Ofgem setting out proposed expenditure for RIIO-ED2. We assessed these plans and published our consultation on Draft Determinations in June 2022.

This document and others published alongside it, set out our Final Determinations for companies under the RIIO-ED2 price control, which will commence on 1 April 2023.

---

OFG1163



**RIIO-ED2 Consumer Vulnerability Incentive Social Return on Investment Rulebook**

September 2022

<b>NYE GORDON</b> Managing Director +44 7781 400170 <a href="mailto:aneurin.gordon@sia-partners.com">aneurin.gordon@sia-partners.com</a>	<b>SOL RENCORET</b> Manager +44 1512 100049 <a href="mailto:sol.rencoret@sia-partners.com">sol.rencoret@sia-partners.com</a>	<b>IAIN MURRAY</b> Manager +44 7931 870558 <a href="mailto:ian.murray@sia-partners.com">ian.murray@sia-partners.com</a>
---	---	--

# Additional outcomes

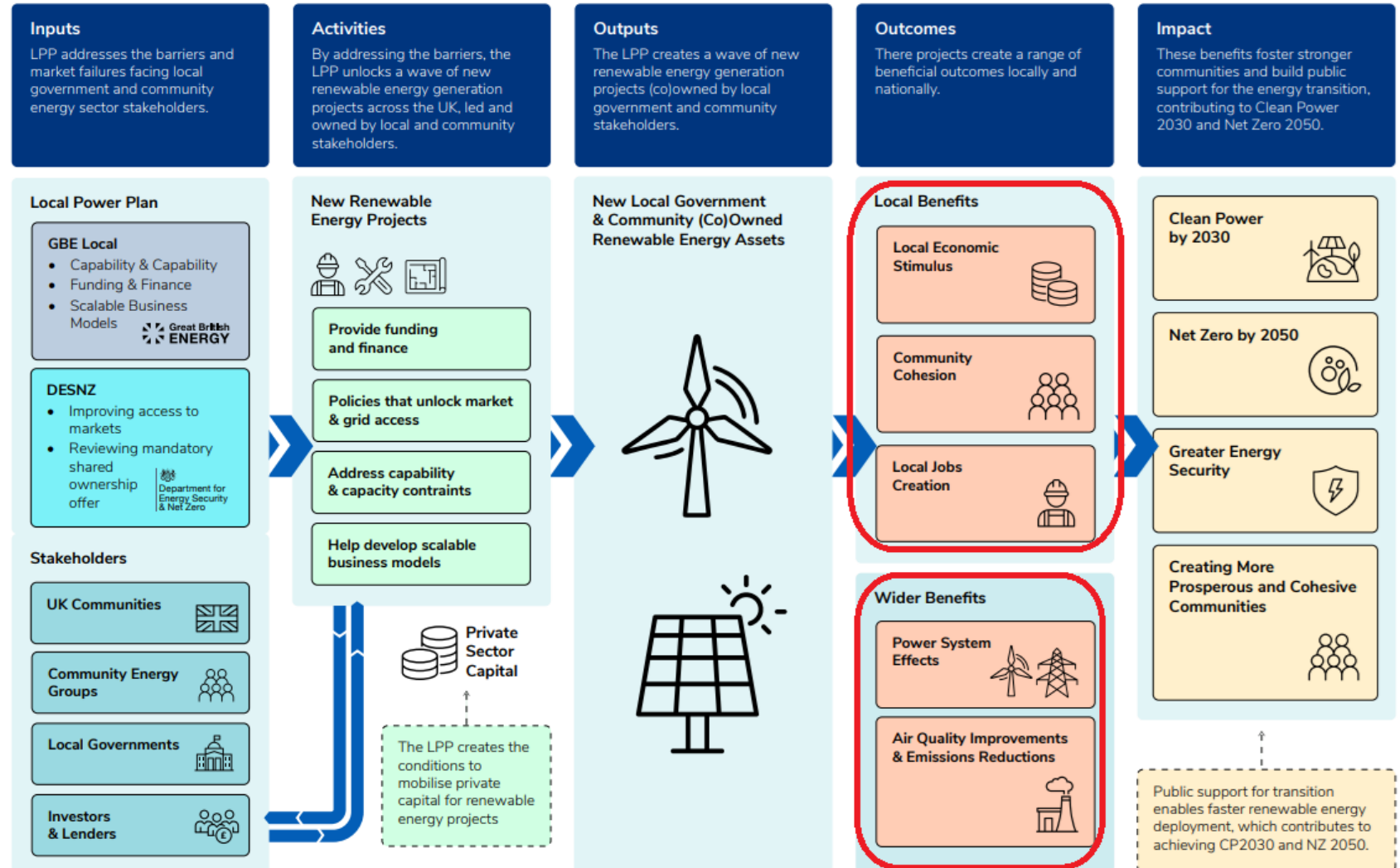
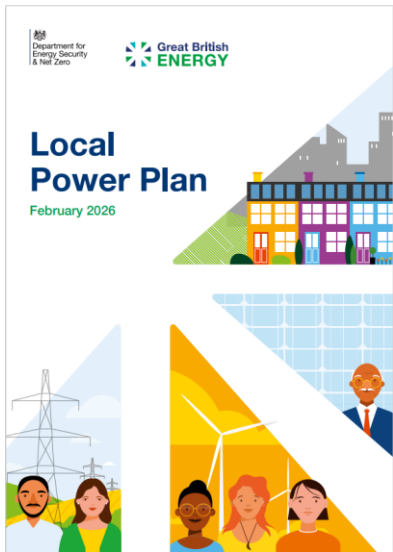
and regularly report on success. We will further consider ways to maximise the uptake of SMEs, Voluntary, Community and Social Enterprises (VCSEs) and microbusinesses in upcoming schemes; alongside considering the potential to stimulate additional outcomes through use

12

of relevant aspects of the government's social value model. We will work with the taskforce to ensure the design of future procurement and grant funding schemes support the transition to high-quality, low-carbon jobs and are designed to support organisations of all sizes.



# Local benefits and wider benefits

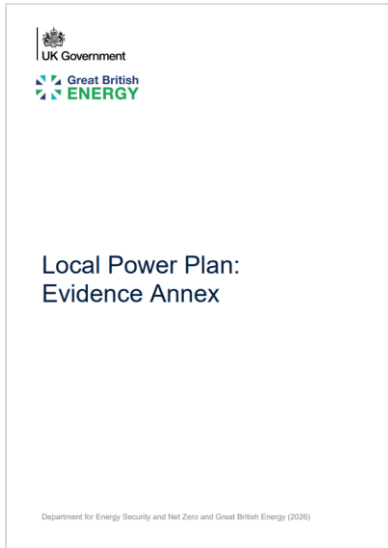


# Social and economic benefits

## 4.4 Measuring local specific social and economic benefits

The sections above summarise the growing pool of evidence on the economic and social benefits arising specifically from local government and community energy projects. Methodologies for measuring economic benefits are well established. While there is clear evidence that local specific social benefits exist, measuring and monetising these remains the subject of research across academia, industry, and government.<sup>74,75,76,77</sup>

DESNZ and GBE are planning to undertake a programme of work to measure and, where possible, monetise these local specific social benefits, alongside the economic benefits. This will build on the Green Book<sup>78</sup> and Green Book Supplementary Guidance on Wellbeing.<sup>79</sup> It will also look at new empirical research in this area, like 'co-benefits', alongside new tools for calculating them.<sup>80,81</sup>



# Transaction cost economics

The costs involved in preparing, negotiating, establishing, executing, monitoring, and enforcing technology deployment and operation, and associated energy service contracts (Williamson 1985; Furubotn and Richter 1997; Rindfleisch and Heide 1997; Sorrell 2007; Polzin et al. 2016):

- Search and compliance costs: finding information, due diligence, and ensuring rules and regulations are met
- Negotiation costs: agreeing on terms and conditions
- Enforcement costs: ensuring rules and regulations, and terms and conditions are met
- Opportunism costs: protecting against self-interest

→ What are the trade-offs between the ability to demonstrate and amplify social value and the transaction costs of capturing social value?

# Case study 1

Year	Interviewees	Organisations
2020	16	10
2021	19	10
2022	12	8

## Project LEO (2020-2023)

As part of this four-year innovation project, three rounds of interviews on project learnings were undertaken, one in each year, with representatives from equiwatt, Low Carbon Hub, Nuvve, Oxford Brookes University, Oxford City Council, Oxfordshire County Council, Piclo, SSEN, University of Oxford





Local Energy Accelerating Net Zero

### Project LEO first year synthesis report

WP6 Deliverable 6.3.4 (March 2020)

Nick Banks, Sarah Darby



**LEO** Local Energy Oxfordshire

August 2021 | Version 1

**Annual Synthesis Report  
Year 2**

Nick Banks, Sarah Darby & Vicky Grant

**LEO** Local Energy Oxfordshire

July 22 | Version 3

**Annual Synthesis Report - Year 3**

Sarah Darby & Nick Banks

**LEO** Local Energy Oxfordshire

March 2023 | Version 1

**Annual Interviews with Project  
Partners, Year 4**


Bryony Parrish, University of Oxford



Banks and Darby 2020; Banks et al. 2021; Darby and Banks 2022; Parrish 2023

Thirdly, necessary changes to network infrastructure can only be sustained if there are corresponding changes to the structure and functioning of the electricity market. For example, the value of flexibility to actors at different locations and times must be clearly signalled and tradeable, yet there are still many uncertainties about the value of DSO flexibility. Settlement of transactions within a LEM, between local markets and between a local market and national markets (e.g. the ESO balancing mechanism) will pose operational, policy and regulatory challenges. The establishment of new processes for reconciling and settling transactions at multiple levels between markets is an issue that should be considered at an early design stage by parties at all levels.

*[By working with an aggregator] the number of customers you engage with, the number of contracts obviously goes down to one [...] So I think for me the offering through the aggregator is critical. However, that brings a challenge in [...] that there's an overhead for an aggregator to operate in that space. And I don't think we're quite there yet with who pays for that, and **how that cost might ultimately be distributed** between different actors like the generator, the consumer and the DNO. (DNO representative)*



*Early adopters are doing it because they're interested in climate change and want to reduce their emissions and things like that. Is that ever going to be a driver for everyone? Probably not. But yeah, I guess, are there other mechanisms that you can kind of drive that change and **find out the value?***

*We found that it was very difficult creating a business case for flexibility, because we don't know how many flexibility events there'll be, and **we don't know what the prices will be in a competitive market.***

*(Hub representative)*



*[By working with an aggregator] the number of customers you engage with, the number of contracts obviously goes down to one [...] So I think for me the offering through the aggregator is critical. However, that brings a challenge in [...] that there's an overhead for an aggregator to operate in that space. And I don't think we're quite there yet with who pays for that, and **how that cost might ultimately be distributed** between different actors like the generator, the consumer and the DNO. (DNO representative)*

**Transaction costs have been lowered but it is unclear whether (social) value is sufficient to warrant the procurement of local energy markets**

*Early adopters are doing it because they're interested in climate change and want to reduce their emissions and things like that. Is that ever going to be a driver for everyone? Probably not. But yeah, I guess, are there other mechanisms that you can kind of drive that change and **find out the value?***

*We found that it was very difficult creating a business case for flexibility, because we don't know how many flexibility events there'll be, and **we don't know what the prices will be in a competitive market.*** (Hub representative)

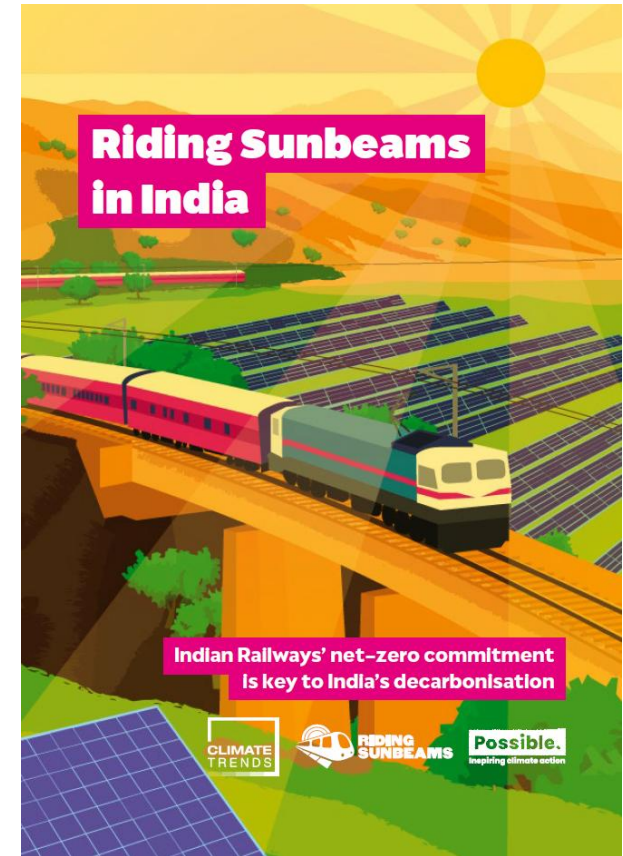

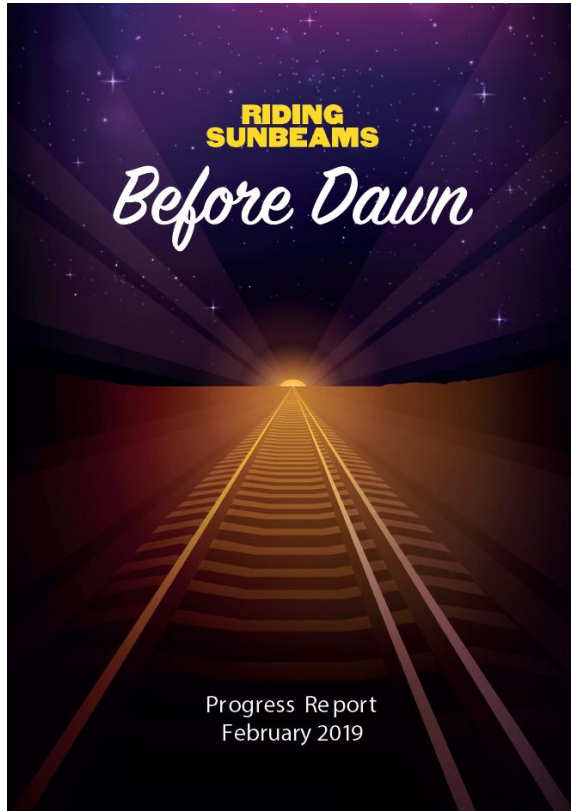
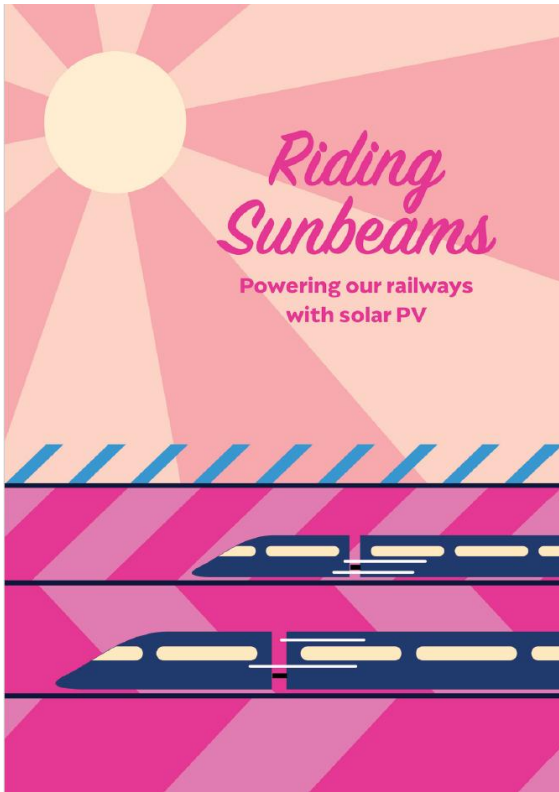
# Case study 2

## Riding Sunbeams (since 2018)

Two workshops with representatives of three community energy groups, three meetings with a total of six representatives of two intermediary organisation, three meetings with a total of four representatives of Network Rail



Stakeholder group	Organisation	Meeting participants
Community	REPOWER Balcombe	1
	HKD Energy	2
	OVESCO	1
Intermediary	Riding Sunbeams	4
	Pure Leapfrog	2
Institution	Network Rail - Routes	3
	Network Rail - Central	1
		14



# Search and compliance costs


## Energy Purchasing

---

Network Rail provides the energy for the whole of the UK rail industry and manages those contractual arrangements with its corporate suppliers. In addition to that key responsibility, Network Rail is a very large consumer in its own right.

Purchasing of utilities and the strategic management of contractual arrangements is carried out centrally by the Energy Management Team. The contracts are put in place for the whole of Network Rail to obtain economies of scale and reduce the number of contractual meetings. National contracts also allow the supplier to provide one summary bill, usually per calendar month, together with electronic back-up detail which allows costs to be allocated to Routes or Projects via Energy-Link.

*[We are in the process of] **embedding that strategy and those templates and those processes into kind of business processes** so that it becomes part and parcel of what [Network Rail] do, **work on integrating social value into the investment decision-making process**, some work into project planning, some work on sustainable procurement, and some work on [...] KPIs, governance, assurance reporting (Network Rail representative)*



*The hardest part of realising our mission is turning out to be **breaking into the traction power supply market** as an SME with **an innovative new value proposition**. (Riding Sunbeams representative)*

*We've been comfortable that a technical solution can be reached to allow connection directly to the traction power system [...] but **commercial and procurement issues** have so far prevented us from proceeding. (Network Rail representative)*

[We are in the process of] **embedding that strategy and those templates and those processes into kind of business processes** so that it becomes part and parcel of what [Network Rail] do, **work on integrating social value into the investment decision-making process**, some work into project planning, some work on sustainable procurement, and some work on [...] KPIs, governance, assurance reporting (Network Rail representative)

**Social value is being embedded in procurement processes but transaction costs still outweigh them in decision-making**

The hardest part of realising our mission is turning out to be **breaking into the traction power supply market** as an SME with an innovative new value proposition. (Riding Sunbeams representative)

We've been comfortable that a technical solution can be reached to allow connection directly to the traction power system [...] but **commercial and procurement issues** have so far prevented us from proceeding. (Network Rail representative)

Help us improve Find a Tender

[Close](#)

[Sign up for user testing](#)

**BETA**

[Contact the Find a Tender team \(opens in new tab\)](#) if you have feedback, questions or suggestions.

[Home](#)

Planning

## Regional DPPA framework (Supplier funded On-site renewables)

NETWORK RAIL INFRASTRUCTURE LIMITED

Watch this notice

UK2: Preliminary market engagement notice - Procurement Act 2023 - [view information about notice types](#)

Notice identifier: 2025/S 000-040724

Procurement identifier (OCID): ocds-h6vhtk-056076

Published 16 July 2025, 3:15pm

Last edited 17 July 2025, 9:37am

[▶ Show all versions](#)

### Total value (estimated)

£240,000,000 excluding VAT

£252,000,000 including VAT

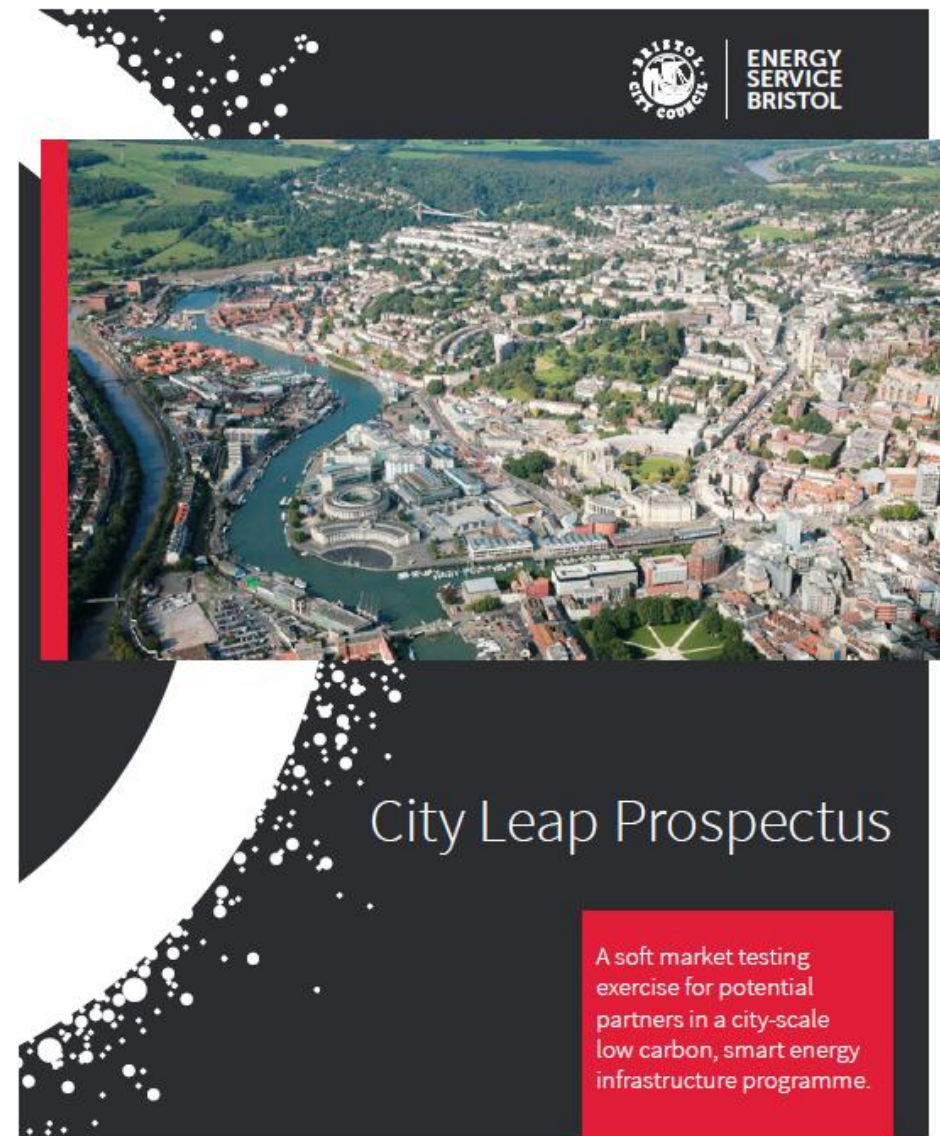
Above the relevant threshold

# Case study 3

## Bristol City Leap (since 2021)

One workshop with academics involved in research touching upon the Bristol City Leap business case, one workshop with community energy groups supported through Bristol City Leap, two workshops with a total of six representatives of Bristol City Leap, 10 interview with actors involved in the procurement and delivery of Bristol City Leap

role	ref
Senior manager	MA
Senior politician	MR
Communications manager	JS
Operations manager	OH
Procurement manager	DW
Social value manager	RB
Former energy service contractor	RS
Competing BCL bidder	NR
Measurement and verification expert	NK
Energy service contracting adviser	RG



In partnership with:



**ENERGY SERVICE BRISTOL**

# City Leap Prospectus

A soft market testing exercise for potential partners in a city-scale low carbon, smart energy infrastructure programme.

In partnership with:

May 2018 : Version 1.0

# BRISTOL city leap

## Establishing the City Leap Energy Partnership

### Appendix A (i) Further Essential Background Information

# Bristol City Leap

## Summary of Initial Business Plan

Appendix A (i) for Bristol City Council's December 2022 Cabinet Report

Bristol City Leap Energy Partnership

# BRISTOL city leap


## 2024/25 five-year business plan

### Executive summary

	Value	% of total SV	Achievements in 2023
<b>Total social value commitment to be verified through the SV Portal</b>	<b>£61m</b>		
Made up of:			
Local contracts	£50m	82%	£3m
Of which MSME	£7m	11.5%	
Other reportable commitments			
a minimum of 410 Bristolians employed on BCL projects			102 jobs
Payment of at least real living wage			
Community outreach programme [which] will include: <ul style="list-style-type: none"> <li>encouraging young and/or unemployed people into gainful jobs through mentoring support,</li> <li>schools / college visits and engagement, including highlighting opportunities for quality employment in the “green economy</li> <li>work placements</li> <li>over 700 weeks of apprenticeships.</li> </ul>			Over 50 weeks of placements and work experience
Volunteer hours			350 hours
<b>‘Additional social value commitments’</b>			
Financially quantified ‘additional’ social value – made up of:	£5.1m		
Community benefit fund (non-energy projects) – linked to heat sales, estimated value over lifetime of partnership (20 years)	£2.8m		(in 2025)
Community energy fund (total over first 5 years)	£1.5m		launched
R&D Innovation fund (total over first 5 years)	£0.5m		(in 2024)
Support to other local organisations for first 5 years (BGCP/CAF - £30k/year), Action Net Zero (£30k/year), Grassroots Communities (£6.5k/year), an educational space (£5k/year), CSE Energy advice line (£20k/yr))	£0.45m		Yes, but unquantified

Bristol City Leap has a contracted value of £424m (>£500m in the latest business plan), of which 14.4% (£61m of the original value) is for social value. Community benefit amounts to 8.3% of this commitment, or 1.2% of the originally contracted amount.


*It took many many many many hundreds of hours to negotiate with three bidders in parallel, which was fun. And everybody hopes that that contract is left in a drawer and never looked at again. (Bristol City Council representative)*



*For a portfolio to work, you don't want every project the same... there is inevitably going to be things of higher and lower return. And you can see that there is a natural inclination to cherry-pick that. Effectively, to put together the program in a smart way that effectively it's like if the smaller projects or lower return projects were delivering more social value you then set a social value requirement that meant you had to do the nice fat juicy project but also the social value projects in order to hit your metric and you can see that the private sector understands that, they would see that that's a legitimate ask. If the smaller projects, the ones with the social value were rubbish, were crap projects being done for vanity, that would be different. But the [contractors] sort of get that the government or the public sector has multiple objectives they're trying to hit. In [the BCL framework] I think you can get there. (Competing BCL bidder)*


*It took many many many many hundreds of hours to negotiate with three bidders in parallel, which was fun. And everybody hopes that that contract is left in a drawer and never looked at again. (Bristol City Council representative)*

**Embedding social value in procurement processes increases transaction costs while lowering the risk of opportunism in socially valuable portfolio delivery**




*For a portfolio to work, you don't want every project the same... there is inevitably going to be things of higher and lower return. And you can see that there is a natural inclination to cherry-pick that. Effectively, to put together the program in a smart way that effectively it's like if the smaller projects or lower return projects were delivering more social value you then set a social value requirement that meant you had to do the nice fat juicy project but also the social value projects in order to hit your metric and you can see that the private sector understands that, they would see that that's a legitimate ask. If the smaller projects, the ones with the social value were rubbish, were crap projects being done for vanity, that would be different. But the [contractors] sort of get that the government or the public sector has multiple objectives they're trying to hit. In [the BCL framework] I think you can get there. (Competing BCL bidder)*

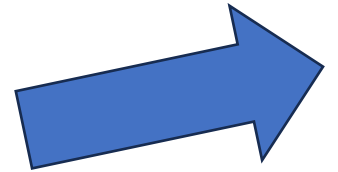
**Search and haggling costs are increased** as due diligence not only encompasses technical competence and financial stability of contracting partners but also the ability to deliver *social value*.




**Negotiating costs are increased most significantly through the addition of *social value* criteria** in contract evaluations, especially if these are additional and bear a minimum weighting (e.g., 10%), and metrics beyond the technical specifications of energy equipment and savings need to be agreed on. The lack of standardized metrics lends itself to *opportunism*, which in turn increases *transaction costs* to agree on terms and conditions to mitigate against it.



**Enforcement costs are increased as *social value* needs to be monitored and verified alongside energy saving and generation**, which itself is complex in the case of energy saving as baselines can be challenged, and even more complex in the case of *social value* as counterfactuals are largely absent and measurement contestable. Careful trade-offs are necessary to ensure that the *transaction costs* associated with measurement and verification of *social value* do not outweigh *production cost savings*.



***Opportunism*, in contrast, can be lowered in the delivery of portfolios if less profitable projects are contracted to deliver more *social value* alongside to the more profitable projects.** *Socially valuable* yet less profitable projects thus contribute disproportionately to the contracted *social value* outcomes. In this context, the inclusion of *social value* in procurement specifications entails significant *transaction costs* while creating *transaction value* through the mitigation of *opportunism*.



Produced by



# Community energy in the UK 2024


Sponsored by



## RENEWABLE ENERGY GENERATION

UK TOTAL RENEWABLE ELECTRICITY CAPACITY

# 411 MW capacity



UK TOTAL RENEWABLE ELECTRICITY GENERATION

**575 GWh** produced in 2024

equivalent to powering **212,963** domestic households for a year

STALLED RENEWABLE ENERGY

# 379 MW stalled capacity



## ORGANISATIONS AND PEOPLE

COMMUNITY ENERGY ORGANISATIONS IN THE SECTOR

# 614 organisations

+24% since 2021



ORGANISATION STRUCTURE OVERVIEW

# 212,960 members

+46% since 2021

WORKFORCE



## FINANCE

TOTAL ORGANISATIONAL TURNOVER

# £68.5 million turnover

TOTAL INVESTMENT SECURED

# £24 million secured



FINANCIAL CONTRIBUTION TO LOCAL ECONOMY

# £24.5 million contributed



to local economies from organisational expenditure and community benefit funds

ENERGY EFFICIENCY

# £1.86 million in bill savings



Our survey has evolved over time so not all the statistics were gathered in earlier years



	<b>Community benefit</b>	<b>Additional social value</b>	<b>Embedded social value</b>
<b>Value</b>	Monetary value OR cost reduction	Proxy derived monetary value	Proxy derived social return on investment
<b>Legislation and policy</b>	Infrastructure Act 2015, Clean power mission	Procurement Act 2023, National Procurement Policy Statement	RIIO-2 DNO and GDN regulation
<b>Entities</b>	Energy infrastructure, generation, and storage developers (including community energy organisations)	Procuring authorities (local authorities, central government, Network Rail etc.)	DSOs, GDNs, National Energy Action
<b>Oversight</b>	DESNZ	Cabinet Office	Ofgem

# Additional social value

Contract

## **Regional Capacity Building - Community Energy**

Cambridgeshire & Peterborough Combined Authority

UK7: Contract details notice - Procurement Act 2023 - [view information about notice types](#)

Notice identifier: 2025/S 000-078931

Procurement identifier (OCID): ocds-h6vhtk-056616 ([view related notices](#))

Published 2 December 2025, 1:43pm

The Authority is seeking to award a Contract to a supplier with relevant expertise to deliver a programme of work that will build capacity between local authorities and community energy groups across the Greater South East

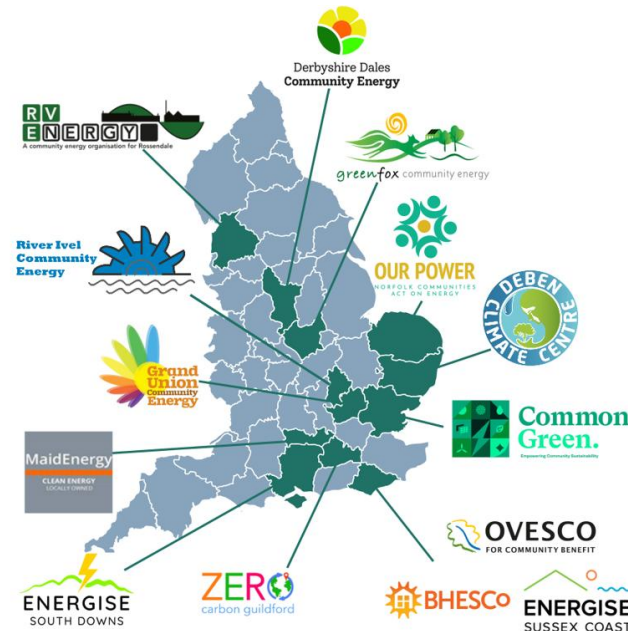


Community energy organisations like Community Energy Pathways are being procured to deliver programmes of work, such as capacity building, by local and combined authorities. The procurement specifications increasingly require the need to demonstrate social value outcomes, such as Community Energy Pathways' contract with Suffolk County Council

# Additional social value



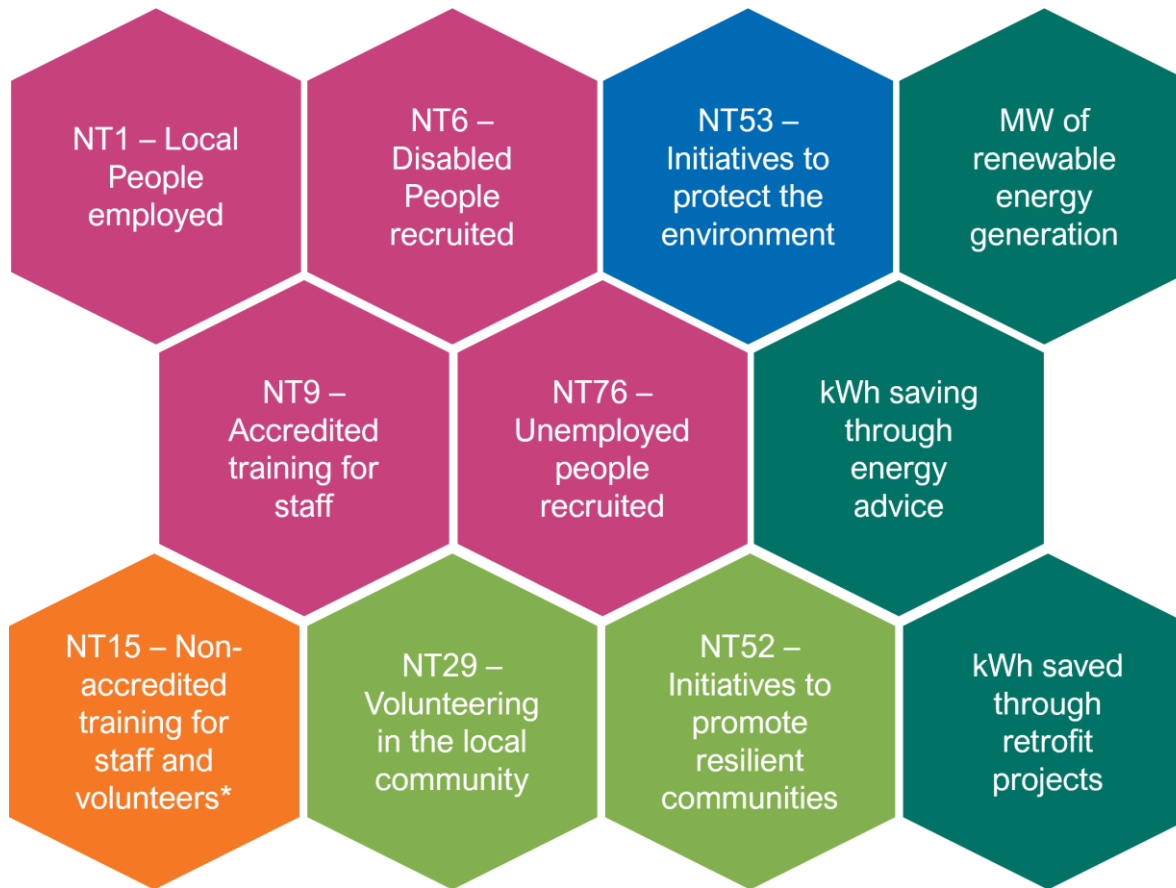
To support the procurement of community energy organisations and the social value they deliver, we are undertaking research among 11 community energy groups which are members of Community Energy Pathways' **Community Energy People project**. Funded by the National Lottery Community Fund, this project seeks to create 33 paid jobs and 100 volunteer roles



We are capturing the transaction costs involved in:

- **Determining the appropriate scale and depth of social value measurement (variables, metrics)**
- **Gathering, cleaning, and processing data to facilitate social value measurement**
- **Calculating and verifying social value data**

# Additional social value



# Additional social value

## Community Energy Social Value



Total Social Value Generated 2024/2025

**£1,055,635**

**£998,205.48** through local employment

**£2834.23** through employment of disabled people

**£4,176.95** through reduced unemployment

**£4,538.49** through upskilling



**£45,880.30** through community support

Value generated by:

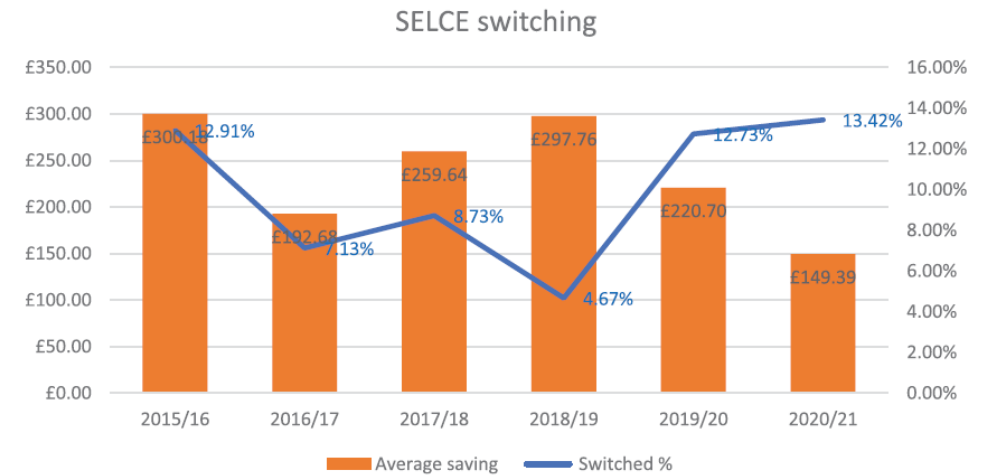


Figures verified by  Social Value Portal



# Embedded social value

Outcome 1: More money for life basics				Financial Proxy	Valuation
Indicator and source	£	per	Note		
<b>Switching Estimates</b>					
Giovanna	298	Year	for 2018/19	1	0.38
<b>WHD</b>					
Giovanna	140	Year	This is the Warm Home Discount (WHD)	1	0.18
<b>Watersure</b>					
Sia Partners	200	Year	This is half a water bill of average £400	1	0.26
<b>Behavioural advice savings</b>					
Parliamentary Office of Science & Technology Note 417	39.2		Assuming you can save 20% of an energy bill	1	0.05
<b>Av savings debt management plan</b>					
Sia Partners	194.3			1	0.25



Outcome 2: Improved mental health				Financial Proxy	Valuation	
Indicator	proxy (£)	per	Note about proxy			
Oxford Economics	2940	Life	Loss of a QALY for a person with mild mental health issues	From: More money	0.025	0.09
				Debt advice	0.125	0.30
				Behavioural Advice (improved living conditions)	0.2	0.05

	OUTCOMES	Indicator	Financial Proxy (scaled indicator)	Valuation (extent to which financial proxy is)	Number of recipients (adjusted)	Value £	Attribution- What might be the result of another person/bodies	Deadweight- What would have happened anyway	Impact (Year 1)	year 2	year 3	TOTAL	PV of benefits
						What is the value of the change?	9% (Same as in British Gas SROI)	in British gas SROI)					
Switch	More money for life basics	298	1	0.380102041	258	29223.76531	0.91	0.89	23668.3	11834.16376	5917.08188	41419.57316	40625.96142
	Improved mental health	2940	0.025	0.380102041	258	7207.875	0.91	0.89	5837.66	2918.828961	1459.414491	10215.90143	10020.16163
	Better performance in life work	18333	0.05	0.380102041	258	89892.49821	0.91	0.89	72803.3	36401.96715	18200.98358	127406.885	124965.73
	Better equipped with	495	0.1	0.6	258	7662.6	0.91	0.89	6205.94	3102.96987	1551.484935	10860.39455	10652.30605
WHD	More money for life basics	140	1	0.178571429	92.1	2302.5	0.91	0.89	1864.79	1491.8358	932.397375	4289.027925	4176.584923
	Improved mental health	2940	0.025	0.178571429	92.1	1208.8125	0.91	0.89	979.017	783.213795	489.5086219	2251.739661	2192.707085
	Better performance	18333	0.05	0.178571429	92.1	15075.61875	0.91	0.89	12209.7	9767.794901	6104.871813	28082.41034	27346.18978
	Better equipped with	495	0.1	0.6	92.1	2735.37	0.91	0.89	2215.38	1772.30093	1107.688082	5095.365175	4961.782888
Watersure discount	More money for life basics	200	1	0.255102041	89.8	4581.632653	0.91	0.89	3710.66	2968.531429	1855.332143	8534.527857	8310.783002
	Improved mental health	2940	0.025	0.255102041	89.8	1683.75	0.91	0.89	1363.67	1090.9353	681.8345625	3136.438988	3054.212753
	Increased productivity in life work	18333	0.05	0.255102041	89.8	20998.76786	0.91	0.89	17006.9	13605.52167	8503.451044	39115.8748	38090.39619
	Better equipped with info to switch	495	0.1	0.6	89.8	2667.06	0.91	0.89	2160.05	1728.041515	1080.025947	4968.119356	4837.873001
Debt advice	Improved mental health	2940	0.125	0.3	18	1984.5	0.91	0.89	1607.25	482.173965	160.724655	2250.14517	2223.1533
	Increased productivity in life work	18333	0.12	0.3	18	11879.784	0.91	0.89	9621.44	2886.431118	962.1437062	13470.01189	13308.43084
	More sustainable management- knowledge of how to do it in the future	194.3	0.05	0.247831633	18	43.3383176	0.91	0.89	35.0997	10.52991103	3.509970343	49.1395848	48.55012538
		495	0.8	0.25	18	1782	0.91	0.89	1443.24	432.97254	144.92418	2020.53852	1996.300923
Behavioural advice	Less energy expenditure	39.2	1	0.05	34	66.64	0.91	0.89	53.9717	26.985868	13.492934	94.450538	92.64083668
	Improved comfort	499	0.15	0.8	34	2035.92	0.91	0.89	1648.89	824.445804	412.222902	2885.560314	2830.272092
	Better physical health	1456	0.2	0.05	34	495.04	0.91	0.89	400.933	200.466448	100.233224	701.632568	688.1890725
	better mental health as result of living	2940	0.2	0.05	34	999.6	0.91	0.89	809.576	404.78802	202.39401	1416.75807	1389.61255
	better mental health as result of saved	2940	0.025	0.09375	34	234.28125	0.91	0.89	189.744	94.87219219	47.43609609	332.0526727	325.6904415
	Increased productivity in life work	18333	0.15	0.05	34	4674.915	0.91	0.89	3786.21	1893.106829	946.5534146	6625.873902	6498.920123
Training front line workers	More vulnerable people reached. Since we have no data or record of how effective these trainings are we aren't including them directly however we know that they will increase referrals and that about 20% of referrals come from these front-line workers. In year2 of the intervention we will add 20% to the overall value and in								169622	33924.48683	16962.24341	220509.1644	218234.1518

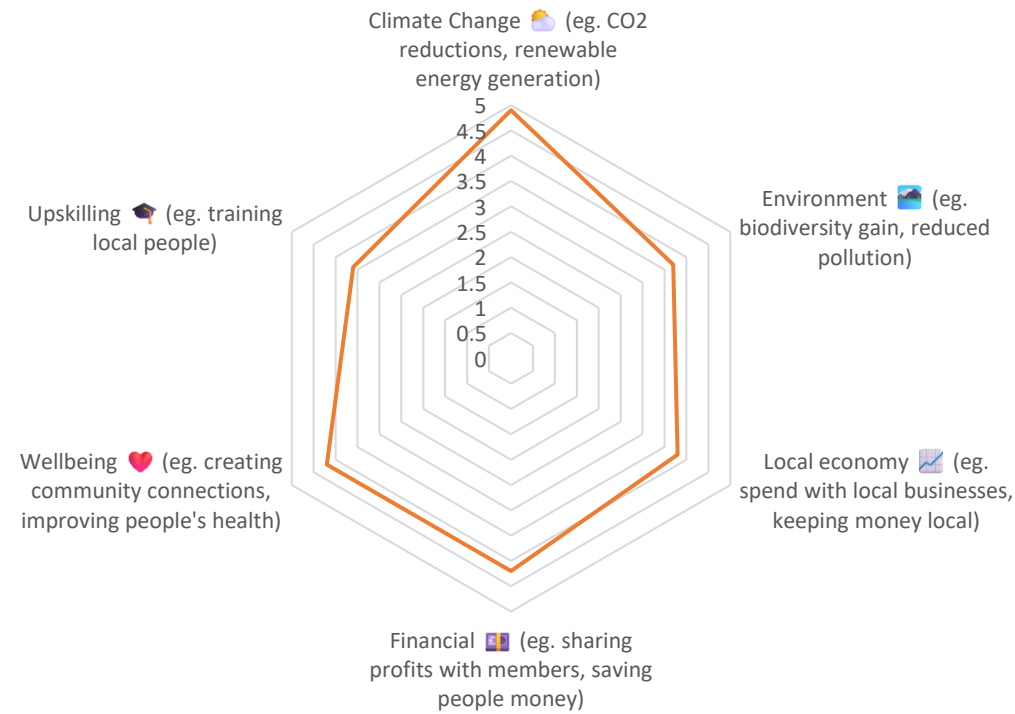
**TOTAL** 209436.2688 169622 0 94722.8778 50877.10956 315222.4215 308636.449

<b>SROI (PV / Inputs)</b>	<b>10.059334</b>	<b>NET SROI (NPV /</b>	<b>9.059</b>
---------------------------	------------------	------------------------	--------------

divided by input 5.52847 3.087286119 1.658228696

# What is valuable from a community energy perspective?

Thinking about the value your group creates, how important to you is each type of value outcome?



# Emergent findings

---

We have a good understanding of the cost of community energy but not the benefits

---

Widespread agreement that community energy delivers social and economic benefits, but it is unclear how much they are worth

---

Social value from a procurement perspectives focuses on economic benefits but does not do a good job at capturing social benefits

---

Social value from an SROI perspective does a good job at capturing social benefits but requires a lot of data and input

---

The right balance needs to be struck between creating visibility for Treasury (Green Book) on the one hand and data and input on the other

Banks, N., Darby, S. (2020). Project LEO first year synthesis report. Project Local Energy Oxfordshire: Oxford.

Banks, N. (2021). Quarterly interviews 1<sup>st</sup> quarter 2021. Project Local Energy Oxfordshire: Oxford.

Banks, N. Darby, S. (2021). Annual interviews with project partners, Year 3. Project Local Energy Oxfordshire: Oxford.

BBC News (2025). 'This is the big one' – tech firms bet on electrifying rail. [Railways: Firms develop new tech to electrify trains - BBC News](#)

BCC (2018). City Leap Prospectus. Bristol City Council: Bristol.

BCL (2020). Bristol City Leap – Appendix A(i). Bristol City Leap: Bristol.

BCL (2022). Summary of the initial business plan – Appendix A(ii). Bristol City Leap: Bristol

Bird, C., Chitchyan, R. (2021). Transitioning to smart local energy systems: skills for leadership. EnergyREV, [Transitioning to Smart Local Energy Systems: skills for Leadership](#)

DoE (2024). Wind Turbines: the Bigger, the Better. US Department of Energy, <https://www.energy.gov/eere/articles/wind-turbines-bigger-better>

Furubotn, E, Richter, R. (1997). Institutions and Economic Theory: The Contribution of the New Institutional Economics. University of Michigan Press: Ann Arbor.

Network Rail (2025). Safety Central – Energy Purchasing. [Energy Purchasing - Safety Central](#)

Nolden, C., Fox, S., Melville, E., Sugar, K., Mose, T. M., Bird, C., Nicholls, J. (2025). Procuring local net zero investment: A UK case study. Energy Efficiency, 18, 54, <https://doi.org/10.1007/s12053-025-10346-w>

Parrish, B. (2022). Annual interviews with project partners, Year 4. Project Local Energy Oxfordshire: Oxford.

Polzin, F., von Flotow, P., Nolden, C. (2016). Modes of governance for municipal energy efficiency services – The case of LED street lighting in Germany. *Journal of Cleaner Production*, 139, 133-145. <https://doi.org/10.1016/j.jclepro.2016.07.100>

Riding Sunbeams (2017). Riding Sunbeams – Powering our railways with solar PV [RidingSunbeams\\_Report\\_final.pdf \(squarespace.com\)](#)

Riding Sunbeams (2019). Riding Sunbeams – Before Dawn. [RSBeforeTheDawn\\_Report\\_2.indd \(squarespace.com\)](#)

Riding Sunbeams. (2021). Get on board - here comes the sun! [RS\\_Booklet\\_Nov19.pdf \(squarespace.com\)](#)

Riding Sunbeams (2022). Riding Sunbeams in India.

Rindfleisch, A., Heide, J. (1997). Transaction cost analysis: past, present and future. *Journal of Marketing*, 61(4): 30-54, DOI: [10.2307/1252085](https://doi.org/10.2307/1252085)

Sorrell, S. (2007). The economics of energy service contracts. *Energy Policy*, 35, 507–521. <https://doi.org/10.1016/j.enpol.2005.12.009>

UK Government Find a Tender (2025). Regional DPPA framework. [Regional DPPA framework \(Supplier funded On-site renewables\) - Find a Tender](#)

Way, R., Ives, M., Mealy, P., Farmer, D. (2022). Empirically grounded technology forecasts and the energy transition. *Joule*, 6(9): 2057-2082, <https://doi.org/10.1016/j.joule.2022.08.009>

Williamson, O. (1993). Calculativeness, trust, and economic organization. *Journal of Law and Economics*, 36: 453-486, <https://doi.org/10.1086/467284>

Thanks for your attention!

[C.Nolden@sheffield.ac.uk](mailto:C.Nolden@sheffield.ac.uk)